

# Ally Alternate Formats

## Problem

I would like to have the option to download my file in more than one format.

## Use Cases:

An end user would like to view their file in a PDF, Word, Powerpoint or OpenOffice/LibreOffice format

Role	Members
Architect	Heather Boyer (Lead) Asgaard

## Resources:

<https://stash.bbpd.io/projects/ALLY/repos/ally-ui/browse?at=refs%2Fheads%2Fpublic-integration>

<https://help.blackboard.com/Ally/Instructor/FAQs#alternative-formats>

<https://jwt.io/introduction/>

## Questions:

What apps will we include?

Should we show the Score Indicator? Does it give too much information to our end users?

Will our users be able to pick and choose what files or areas show this ui?

## Concerns:

User Authorization to Ally APIs

Files in WYSIWYGs

Still allow for indexing for our Filesystem and for Ally

Copyright Concerns

Parsing WYSIWYG data to apply ally attributes and markup without being a performance hit and to do it reliably.

How to display files and download button/action inline

How to get Ally ID for file

Per Rich:

No score indicator.

Prefer no user interaction to apply, just work right out of the box with files already there.

Include all apps with WYSIWYG and file uploads, not ones with image or video attachments only.

About Teacher	WYSIWYG (file)	<i>Photo Upload</i>		
Announcements	WYSIWYG (image/file)			
Article Library	WYSIWYG (image/file)	<i>Photo Upload</i>	<i>Attachments (Video/PG)</i>	
Assignments (ADVANCED)	WYSIWYG (image/file)		<i>Attachments (Video/PG)</i>	
Blog	WYSIWYG (image/file)		<i>Attachments (Video/PG)</i>	
Book List	WYSIWYG (file)	<i>Photo Upload</i>		
<b>Calendar (ADVANCED)</b>	<b>WYSIWYG (image/file)</b>			<b>File Upload (Attachments)</b>
Content	WYSIWYG (image/file)			
Discussion	WYSIWYG (file),			
<b>File Library</b>	<b>WYSIWYG (file)</b>			<b>File Upload</b>
Headlines & Features	WYSIWYG (image/file)	<i>Photo Upload</i>	<i>Attachments (Video/PG)</i>	
Image		<i>Photo Upload</i>		
Link Library	WYSIWYG (file)			
Lunch Menu	WYSIWYG (file)			
<b>Maps &amp; Directions</b>	<b>WYSIWYG (image/file)</b>			<b>File Upload</b>
<i>Photo Gallery</i>		<i>Photo Upload</i>		
Podcasts	WYSIWYG (file)			<i>File Upload (Video)</i>
Premium Video	WYSIWYG (file)			<i>File Upload (Video)</i>
Q & A	WYSIWYG (file)			
<i>School Directory</i>		<i>Photo Upload</i>		
<i>Site Shortcut</i>		<i>Photo Upload</i>		
<i>Staff Directory</i>		<i>Photo Upload</i>		
<i>Table</i>		<i>Photo Upload</i>		

Not supporting Images or Videos at this time.

Multi-Upload

File Wizard Dialog

Single Upload (no wizard)

# A

Lorem ipsum dolor sit amet, consectetur adipiscing elit. Suspendisse facilisis ultricies erat, ac dapibus nulla congue ornare. Sed volutpat placerat massa, et sagittis orci facilisis et. Suspendisse potenti. Sed risus sem, dictum eu sollicitudin eget, mattis vitae dui. Fusce a lectus ut tellus venenatis elementum ut et magna. Maecenas facilisis sem ut erat eleifend dapibus. Maecenas eu tristique ex. Maecenas suscipit enim elit, sit amet eleifend arcu convallis at. Check out my [Really, Really Awesome File](#). Pellentesque condimentum suscipit diam sodales congue. Praesent quis lectus maximus, vehicula nibh eu, rutrum lacus. Etiam at consequat mauris, quis rhoncus nunc. Nam sodales congue posuere. Aliquam nibh mauris, lobortis eu neque non, aliquet congue risus. Aenean vel mollis risus. Etiam eget arcu tristique tortor dignissim condimentum.

Suspendisse sed lobortis enim. Proin mi leo, sollicitudin ac metus at, lacinia efficitur enim. Explore [This is a Power Point on My File's Life](#). Cras sodales elementum tempor. Morbi at leo nec sem placerat sollicitudin a vel leo. Vestibulum nec elit elementum ante cursus ultrices. Maecenas elementum vestibulum ex, a rutrum leo luctus quis. Nulla rutrum sem eu sem aliquet auctor. Nullam fermentum mauris sed est semper, nec lacinia eros convallis. Fusce auctor consectetur fermentum.

Pros:  
- Utilize File References from database  
- No parsing content  
- Clean, consistent user experience  
- No random markup to existing content, i.e. download button or action mixed in content.  
- Have access to FileID, FileRefID, and AllyRefID

Cons:  
- Files listed twice  
- Changes the content delivered on the page with list  
- If there are multiple wysiwyg editors on a page, there could be multiple attachment lists.

## Attachments



[My Really, Really Awesome File](#)

PDF



[This is a Power Point on My File's Life](#)

PPT



Download Alternative Formats

Parse Content:  
Blackboard.WCM.Helpers.ContentHelpers  
.GetFilePaths(String searchPath, String contentToCheck)  
This is for the file paths, but we would have to create something that can also grab the wrapping anchor tags and then inject into the anchor tags the ally attributes.

# B

Lorem ipsum dolor sit amet, consectetur adipiscing elit. Suspendisse facilisis ultricies erat, ac dapibus nulla congue ornare. Sed volutpat placerat massa, et sagittis orci facilisis et. Suspendisse potenti. Sed risus sem, dictum eu sollicitudin eget, mattis vitae dui. Fusce a lectus ut tellus venenatis elementum ut et magna. Maecenas facilisis sem ut erat eleifend dapibus. Maecenas eu tristique ex. Maecenas suscipit enim elit, sit amet eleifend arcu convallis at. Check out my [Really, Really Awesome File](#) . Pellentesque condimentum suscipit diam sodales congue. Praesent quis lectus maximus, vehicula nibh eu, rutrum lacus. Etiam at consequat mauris, quis rhoncus nunc. Nam sodales congue posuere. Aliquam nibh mauris, lobortis eu neque non, aliquet congue risus. Aenean vel mollis risus. Etiam eget arcu tristique tortor dignissim condimentum.

Suspendisse sed lobortis enim. Proin mi leo, sollicitudin ac metus at, lacinia efficitur enim. Explore [This is a Power Point on My File's Life](#) Cras sodales elementum tempor. Morbi at leo nec sem placerat sollicitudin a vel leo. Vestibulum nec elit elementum ante cursus ultrices. Maecenas elementum vestibulum ex, a rutrum leo luctus quis. Nulla rutrum sem eu sem aliquet auctor. Nullam fermentum mauris sed est semper, nec lacinia eros convallis. Fusce auctor consectetur fermentum.

Download Alternative Formats

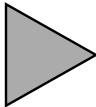

Pros:  
- Not a huge change to look of content  
- Keep anchor tag text

Cons:  
- Parsing content to find files and their anchor tags  
- Not as reliable and more of a performance concern.  
- Buttons or actions mixed in with the content.  
- Also must do lookup for AllyRefID for file

# Mt Nittany School District

# C

News	District	Staff	Parents	Athletics	Calendar
------	----------	-------	---------	-----------	----------

Quick Links <ul style="list-style-type: none"> <li><a href="#">Academic Calendar</a></li> <li><a href="#">Student Registration</a></li> <li><a href="#">Board of Directors</a></li> <li><a href="#">Legal Notices</a></li> </ul>	 	Announcements <h2 style="text-align: center;">Last Day of School Info</h2> <h2 style="text-align: center;">Summer Reading List</h2>
---	---	--

Upcoming Events <p>Jun 24 7:00 PM - 8:00 PM <a href="#">Board of Director's Meeting</a></p> <p>Jun 28 5:00 PM - 7:00 PM <a href="#">BE - Summer Reading</a></p> <p>Jul 4 <a href="#">Vacation Day - Schools Closed</a></p> <p>Jun 12 5:00 PM - 7:00 PM <a href="#">BE - Summer Reading</a></p> <p>Jun 25 7:00 PM - 8:00 PM <a href="#">Board of Director's Meeting</a></p>	<p>Lorem ipsum dolor sit amet, consectetur adipiscing elit. Suspendisse facilis ultricies erat, ac dapibus nulla congue ornare. Sed volutpat placerat massa, et sagittis orci facilis et. Suspendisse potenti. Sed risus sem, dictum eu sollicitudin eget, mattis vitae dui. Fusce a lectus ut tellus venenatis elementum ut et magna. Maecenas facilis sem ut erat eleifend dapibus. Maecenas eu tristique ex. Maecenas suscipit enim elit, sit amet eleifend arcu convallis at. Check out my <a href="#">Really, Really Awesome File</a>. Pellentesque condimentum suscipit diam sodales congue. Praesent quis lectus maximus, vehicula nibh eu, rutrum lacus. Etiam at consequat mauris, quis rhoncus nunc. Nam sodales congue posuere. Aliquam nibh mauris, lobortis eu neque non, aliquet congue risus. Aenean vel mollis risus. Etiam eget arcu tristique tortor dignissim condimentum.</p> <p>Suspendisse sed lobortis enim. Proin mi leo, sollicitudin ac metus at, lacinia efficitur enim. Explore <a href="#">This is a Power Point on My File's Life</a>. Cras sodales elementum tempor. Morbi at leo nec sem placerat sollicitudin a vel leo. Vestibulum nec elit elementum ante cursus ultrices. Maecenas elementum vestibulum ex, a rutrum leo luctus quis. Nulla rutrum sem eu sem aliquet auctor. Nullam fermentum mauris sed est semper, nec lacinia eros convallis. Fusce auctor consectetur fermentum.</p>	Community Bulletins <p><a href="#">2018 Summer Meal Program</a> Kids 18 and Under Eat FREE Lunch. June 4 - August 24</p> <p><a href="#">Boy's Basketball Camp</a> Grades 3-8. June 11, 12 and 13. 9am-3pm</p> <p><a href="#">World Language Summer Camp</a> Grades K-6, June 25-29 at High School</p> <p><a href="#">VBS 2018</a> Shipwrecked Rescued By Jesus. July 8-12. Grades 1-6</p> <p><a href="#">Kindergarten enrollment for 2018</a> The Bellefonte Playschool Faith United is now accepting enrollments for 2018</p>
---	---	---

**Pros:**

- Utilize File References from database
- No parsing content
- Clean, consistent user experience
- No random markup to existing content, i.e. download button or action mixed in content.
- Have access to FileID, FileRefID, and AllyRefID

**Cons:**

- Files listed twice
- Changes the content delivered on the page with list
- Attachment list accessed at the bottom of the page which may be missed.

How to determine placement on homepages?  
Possible active block for creative to insert?  
Sub-Pages - insert after main content div.

## Attachments

 [My Really, Really Awesome File](#)

PDF 

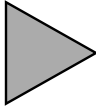

 [This is a Power Point on My File's Life](#)

PPT 

Download Alternative Formats

# Mt Nittany School District

# D

News	District	Staff	Parents	Athletics	Calendar
Quick Links				Announcements	
<ul style="list-style-type: none"> <li><a href="#">Academic Calendar</a></li> <li><a href="#">Student Registration</a></li> <li><a href="#">Board of Directors</a></li> <li><a href="#">Legal Notices</a></li> </ul>				<b>Last Day of School Info</b>	
Upcoming Events	<p>  </p>			<div style="background-color: #ccc; padding: 5px;"> <b>Alternative Formats</b> <span style="float: right;">✕</span>                      Check out the alternative formats available for the attachments associated with this page.                 </div> <div style="text-align: center; margin-top: 5px;"> <span style="border: 1px solid #ccc; border-radius: 15px; padding: 5px 15px;">View Alternative Formats</span> </div>	
<p>Jun 24 7:00 PM - 8:00 PM <a href="#">Board of Director's Meeting</a></p> <p>Jun 28 5:00 PM - 7:00 PM <a href="#">BE - Summer Reading</a></p> <p>Jul 4 Vacation Day - Schools Closed</p> <p>Jun 12 5:00 PM - 7:00 PM <a href="#">BE - Summer Reading</a></p> <p>Jun 25 7:00 PM - 8:00 PM <a href="#">Board of Director's Meeting</a></p>	<p>                     Lorem ipsum dolor sit amet, consectetur adipiscing elit. Suspendisse facilis ultricies erat, ac nulla congue ornare. Sed volutpat placerat massa, et sagittis orci facilis et. Suspendisse potenti. Sed risus sem, dictum eu sollicitudin eget, mattis vitae dui. Fusce a lectus ut tellus venenatis elementum ut et magna. Maecenas facilis sem ut erat eleifend dapibus. Maecenas eu tristique ex. Maecenas suscipit enim elit, sit amet eleifend arcu convallis at. Check out my <a href="#">Really, Really Awesome File</a>. Pellentesque condimentum suscipit diam sodales congue. Praesent quis lectus maximus, vehicula nibh eu, rutrum lacus. Etiam at consequat mauris, quis rhoncus nunc. Nam sodales congue posuere. Aliquam nibh mauris, lobortis eu neque non, aliquet congue risus. Aenean vel mollis risus. Etiam eget arcu tristique tortor dignissim condimentum.                 </p> <p>                     Suspendisse sed lobortis enim. Proin mi leo, sollicitudin ac metus at, lacinia efficitur enim. Explore <a href="#">This is a Power Point on My File's Life</a>. Cras sodales elementum tempor. Morbi at leo nec sem placerat sollicitudin a vel leo. Vestibulum nec elit elementum ante cursus ultrices. Maecenas elementum vestibulum ex, a rutrum leo luctus quis. Nulla rutrum sem eu sem aliquet auctor. Nullam fermentum mauris sed est semper, nec lacinia eros convallis. Fusce auctor consectetur fermentum.                 </p>			<p> <a href="#">2018 Summer Meal Program</a>                      Kids 18 and Under Eat FREE Lunch. June 4 - August 24                 </p> <p> <a href="#">Boy's Basketball Camp</a>                      Grades 3-8. June 11, 12 and 13. 9am-3pm                 </p> <p> <a href="#">World Language Summer Camp</a>                      Grades K-6, June 25-29 at High School                 </p> <p> <a href="#">VBS 2018</a>                      Shipwrecked Rescued By Jesus. July 8-12. Grades 1-6                 </p> <p> <a href="#">Kindergarten enrollment for 2018</a>                      The Bellefonte Playschool at Faith United is now accepting enrollments for 2018                 </p>	

Place at end of page content. CSS to make it floaty.

Move notification with the page similar to notification on Blackboard.com. (See example below)

Clicking link, should it open list in a dialog or a new page or ultra slider? See File Library for example of look.

EXAMPLE:



**How can we improve your experience on this site?** ✕

Take our web experience survey for the Blackboard.com website and let us know how we are doing.

**Take The Survey**

ent  
pect  
-hor  
foing

automatically deliver course content to students while also decreasing the cost of

### Quick Links

- [Academic Calendar](#)
- [Student Registration](#)
- [Board of Directors](#)
- [Legal Notices](#)

### Upcoming Events

Jun 24 7:00 PM - 8:00 PM  
[Board of Director's Meeting](#)

Jun 28 5:00 PM - 7:00 PM  
[BE - Summer Reading](#)

Jul 4 [Vacation Day - Schools Closed](#)

Jun 12 5:00 PM - 7:00 PM  
[BE - Summer Reading](#)















Jun 25 7:00 PM - 8:00 PM  
[Board of Director's Meeting](#)

Lorem ipsum dolor sit amet, consectetur adipiscing elit. Suspendisse facilis nulla congue ornare. Sed et sagittis orci facilisis et risus sem, dictum eu scelerisque. Fusce a lectus ut tunc et magna. Maecenas fames dapibus. Maecenas eu suscipit enim elit, sit amet Check out my [Really, P](#) Pellentesque condimentum congue. Praesent quis nibh eu, rutrum lacus. Et quis rhoncus nunc. Nam Aliquam nibh mauris, id congue risus. Aenean varius arcu tristique tortor dign

Suspendisse sed lobortis sollicitudin ac metus atque. Explore [This is a Power](#) Cras sodales elementum sem placerat sollicitudin elit elementum ante curae elementum vestibulum. Nulla rutrum sem eu sed fermentum mauris sed convallis. Fusce auctor

## Alternative Formats

Alternative formats provides access to files in other languages, audio format, among others.

-  [Printable Calendars](#) PDF 
-  [School Registration](#) DOC 
-  [Board Meeting Overview](#) PPT 
-  [Lunch Menu](#) PDF 
-  [Summer Reading List](#) PDF 
-  [Legal Notice](#) PDF 
-  [Summer Camp Sign Up](#) DOC 

Download Alternative Formats



[My Really, Really Awesome File](#)

PDF



My some description about my file.



[This is Word Document about My File's Life](#)

DOC



My some description about my file's life.



[This is a Power Point on My File's Life](#)

PPT



My some description about my file's life visually.

Download Alternative Formats

Add markup to File Library End User List View.

```

<a href="../../site/handlers/filedownload.ashx?
moduleinstanceid=[ModuleInstanceID]&dataid=[FlexDataID]
&FileName=[FileName]" target="_blank" aria-label="Download
[FileName] file." data-ally-content-id="ally-content-[AllyRefID]"
data-ally-file-eid="[AllyRefID]">
  <span>[Title$]</span></a>
[AllyDownload
props="{Ref:ally-content[AllyFileRefID],File:[FileName]}"$]

```

## Calendar

---

← Back to Calendar

---

### Event for Files

May 24, 2018

3:00 PM - 4:00 PM

---

### Description

Aenean in libero sed quam tempus cursus ut eget sem. Donec varius convallis metus a rhoncus. Duis vulputate, diam sed eleifend malesuada, ante ipsum dapibus tellus, vitae sagittis ligula tellus eget dui. Proin eleifend lobortis urna sed venenatis. Quisque in rhoncus justo, quis fringilla libero. Morbi dignissim enim ut nulla tempor, vitae vestibulum mi euismod. Lorem ipsum dolor sit amet, consectetur adipiscing elit. Proin pulvinar porttitor euismod. Nunc luctus nisi justo, nec tincidunt mauris consequat vitae. Vestibulum purus nulla, laoreet ac eros id, fermentum mattis massa. Integer vitae tempus nisi.

---

### Attachments



[My Really, Really Awesome File](#)

PDF



My some description about my file.

---



[This is a Power Point on My File's Life](#)

PPT



My some description about my file's life visually.

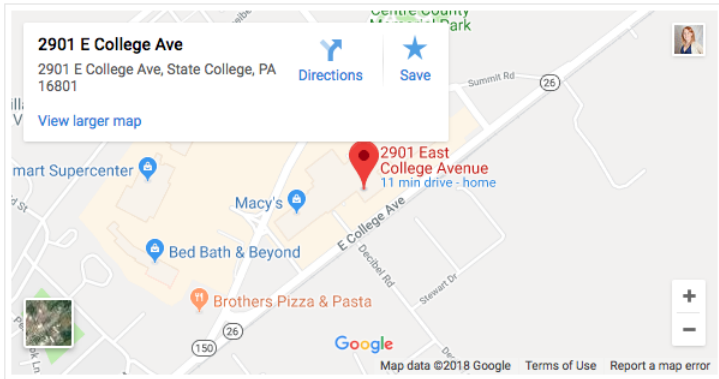
---

Download Alternative Formats

Add ally markup to the attachment list in event detail. Only display download button for alternative formats if ally is enabled for the client.  
Will need to run WYSIWYG Ally Format logic on description field.



## Nittany Mall



### Description

Aenean in libero sed quam tempus cursus ut eget sem. Donec varius convallis metus a rhoncus. Duis vulputate, diam sed eleifend malesuada, ante ipsum dapibus tellus, vitae sagittis ligula tellus eget dui. Proin eleifend lobortis urna sed venenatis. Quisque in rhoncus justo, quis fringilla libero. Morbi dignissim enim ut nulla tempor, vitae vestibulum mi euismod. Lorem ipsum dolor sit amet, consectetur adipiscing elit. Proin pulvinar porttitor euismod. Nunc luctus nisi justo, nec tincidunt mauris consequat vitae. Vestibulum purus nulla, laoreet ac eros id, fermentum mattis massa. Integer vitae tempus nisi.

### Attachments

 [My Really, Really Awesome File](#)

DOC



Download Alternative Formats

Add markup to Maps & Directions End User Detail View. Adjust layout to be similar to the new calendar event detail view.

```
<a class=""sub-link""  
href=""[$VirtualFolder$]/ModuleInstance/  
[$ModuleInstanceID$]/[$FileName$]" target=""_blank"  
aria-label=""Download [$FileName$] file."  
data-ally-content-id=""ally-content-[$AllyRefID$]"  
data-ally-file-eid=""[$AllyRefID$]">  
  <span>[$AttachmentName$]</span>  
</a>  
[$AllyDownload props=  
"{Ref:ally-content[$AllyRefID$],File:[$FileName$]}"$]
```

## Assignment

---

← Back to Assignments

---

### CH 2 STUDY GUIDE

Date Assigned: 06/05/2018

Date Due: 06/08/2018

---

### Directions

Lorem ipsum dolor sit amet, consectetur adipiscing elit. Suspendisse facilisis ultricies erat, ac dapibus nulla congue ornare. Sed volutpat placerat massa, et sagittis orci facilisis et. Suspendisse potenti. Sed risus sem, dictum eu sollicitudin eget, mattis vitae dui. Fusce a lectus ut tellus venenatis elementum ut et magna. Maecenas facilisis sem ut erat eleifend dapibus. Maecenas eu tristique ex. Maecenas suscipit enim elit, sit amet eleifend arcu convallis at. Check out my [Really. Really Awesome File](#). Pellentesque condimentum suscipit diam sodales congue. Praesent quis lectus maximus, vehicula nibh eu, rutrum lacus. Etiam at consequat mauris, quis rhoncus nunc. Nam sodales congue posuere. Aliquam nibh mauris, lobortis eu neque non, aliquet congue risus. Aenean vel mollis risus. Etiam eget arcu tristique tortor dignissim condimentum.

Suspendisse sed lobortis enim. Proin mi leo, sollicitudin ac metus at, lacinia efficitur enim. Explore [This is a Power Point on My File's Life](#). Cras sodales elementum tempor. Morbi at leo nec sem placerat sollicitudin a vel leo. Vestibulum nec elit elementum ante cursus ultrices. Maecenas elementum vestibulum ex, a rutrum leo luctus quis. Nulla rutrum sem eu sem aliquet auctor. Nullam fermentum mauris sed est semper, nec lacinia eros convallis. Fusce auctor consectetur fermentum.

---

### Attachments



[My Really, Really Awesome File](#)

PDF



My some description about my file.

---



[This is a Power Point on My File's Life](#)

PPT



My some description about my file's life visually.

---

Download Alternative Formats

Adjust assignment detail layout to be similar to the new calendar event detail view.

Render attachment list by obtaining file references for record instead of normal WYSIWYG logic. Only display download button for alternative formats if ally is enabled for the client.

## Ally Initialization

Add the Ally API oader script to your page:

```
<script data-ally-loader src="https://<ally host>/integration/api/ally.ui.js"></script>
```

```
<script>
  // Wait for the API to load
  ally.ready(function() {
    // Configure an API instance
    const ui = ally.ui({
      'client': {
        'baseUrl': 'http://localhost:9080',
        'clientId': 123
      },
      'courseId': '123_1',
      'locale': $('html').attr('lang'),
      'platformName': 'learn',
      'role': 'instructor'
    });
    // Apply the API to the page body
    ui.autoUpdate();
  });
</script>
```

At what point do we need to generate a JWT token and use it?

## Supported Formats & Extensions

Microsoft Word - doc, docx  
Power Point - ppt, pptx  
Open Office/LibreOffice  
PDF

## WYSIWYG - End User Rendering

[\$AllyFormats\$]

This will fetch the list of files based on the file references to this record and list them out using the Ally attributes and markup.

## File Input Types - End User Rendering

Update end user views to utilize this markup if Ally enabled for data of specific file input types.

Ally Markup:

```
<a data-ally-content-id="ally-content-[$FlexDataID$]" data-ally-file-eid="[$AllyRefID$]" href="[$FullPath$]/path/to/file/[$FileName$]">[$FileText$]</a>
```

## Ally Alternative Formats Download

```
[$AllyDownload props="{Ref:ally-content-[$AllyRefID$],File:[$FileName$]}"$]
```

Only Render/Display if Ally is enabled for client. Display Document Type from FileName.

```
<a data-ally-content-ref="[$FileID$]" data-ally-show="alternativeformats" data-ally-invoke="alternativeformats"> Alternative Formats </a>
```

## Additional Active Blocks

Create additional Activeblock to obtain the AllyReferenceID for a file when processing through the ModuleViewRenderer.

```
[$AllyRefID$]
```

## Page - End User Rendering

In leui of the other options, the list or a link to the list for alternative formats could be added to the bottom of the page where the list would be generated by grabbing all file references for the page by the apps on the page, i.e. query on page module instances with the file references for the module instances and obtain the ally reference id for the files associated with the apps on the page.

## Markup from BB Classrooms:

```
<span class="filter-ally-wrapper ally-anchor-wrapper">
  <a target="_blank" href="https://demo.blackboardclassroom.com/mod/resource/view.php?id=9431&redirect=1"><span class="instancename">Auto Tagged Menu</span></a>
  <span class="ally-actions">
    <span class="ally-feedback ally-active" data-file-id="0c82a05b6340cc19b820c13405af5dab3d318a19"
data-file-url="https://demo.blackboardclassroom.com/mod/resource/view.php?id=9431&redirect=1"><a href="#" class="ally-accessibility-score-indicator
ally-accessibility-score-indicator-medium ally-instructor-feedback" data-ally-file-id="0c82a05b6340cc19b820c13405af5dab3d318a19" title="Accessibility score: Medium
Click to improve">
      <!-- Don't provide an alternative description on the image as that gets hidden for certain LMSes (Learn) -->
      
      <span class="screenreader-only">
        Accessibility score: Medium
        Click to improve
      </span>
    </a></span>
  </a></span>
  <span class="ally-download ally-active" data-file-id="0c82a05b6340cc19b820c13405af5dab3d318a19"
data-file-url="https://demo.blackboardclassroom.com/mod/resource/view.php?id=9431&redirect=1"><a href="#" data-ally-file-id="0c82a05b6340cc19b820c13405af5dab3d318a19"
title="Download options" aria-haspopup="true">
    
  </a>
</span>
  </span>
</span>
</div class="ally-accessible-versions-dropdown" id="ally-dropdown-1527706045819" style="position: relative; top: -2054.49px; left: 661.938px;">
<ul class="ally-accessible-versions-dropdown-list" role="menu">
<li class="ally-accessible-versions-dropdown-download" role="presentation">
<a href="https://demo.blackboardclassroom.com/mod/resource/view.php?id=9431&redirect=1" title="Download" target="_blank" rel="noopener" role="menuitem">
Download
</a>
</li>
<li class="ally-accessible-versions-dropdown-launch" role="presentation">
<a href="#" title="Alternative formats" role="menuitem">
Alternative formats
</a>
</li>
</ul>
</div>
```

